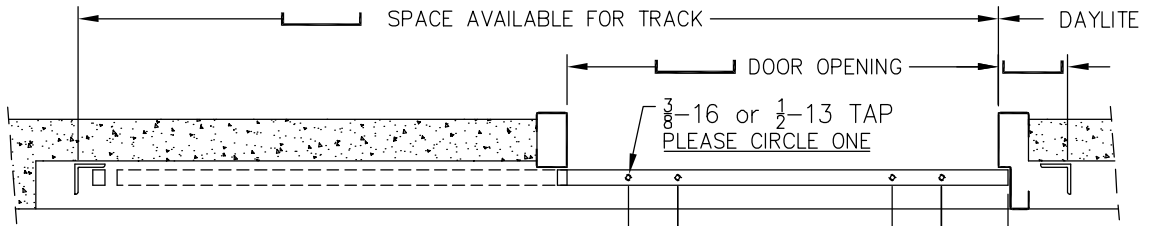
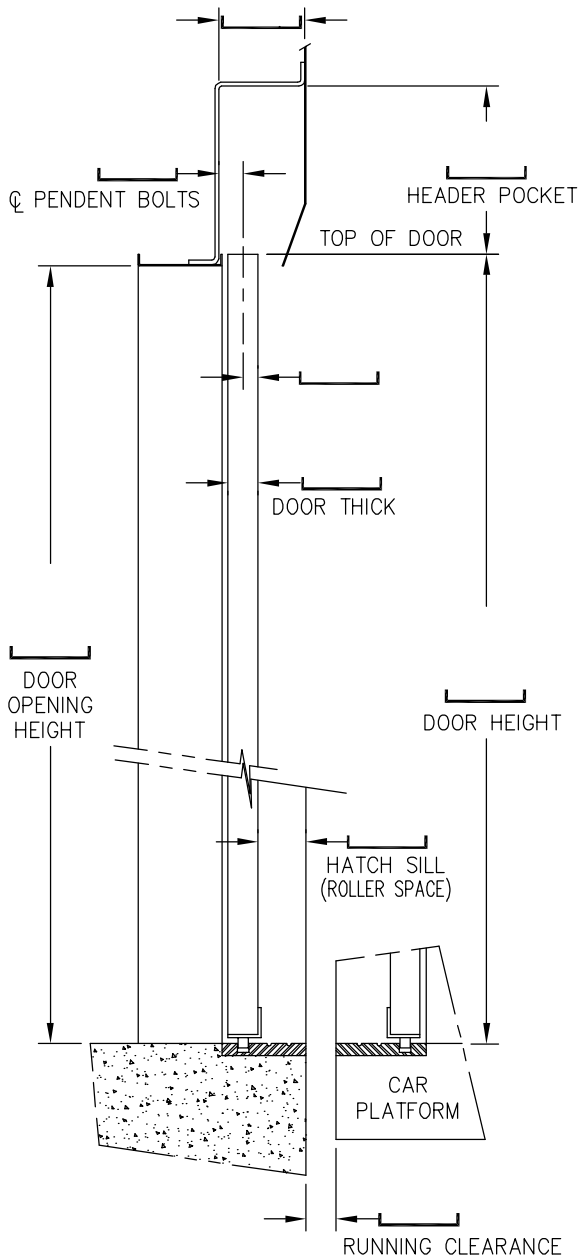
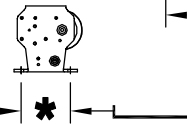


CAR NAME/No. \_\_\_\_\_



G.A.L. STANDARD SHEAVE MOUNTING HOLES ARE  $4\frac{1}{8}$   $\varnothing$  WITH  $\frac{3}{8}$  BOLTS.  
 THE FOLLOWING SIZES ARE ALSO AVAILABLE:  
 ( $3\frac{3}{4}$ )(4)( $4\frac{1}{8}$ )( $4\frac{1}{4}$ )( $4\frac{1}{2}$ )( $4\frac{5}{8}$ )( $4\frac{3}{4}$ )  
 IF OTHER DIMENSION PLEASE SPECIFY.



IF EXISTING G.A.L. MO ROLLERS, LOCATE MOUNTING HOLES.  
 IF REUSING OTHER'S, ADVISE LOCATION. LOCATE VISION PANEL IF DOOR CONTAINS ONE.

DOOR LAP

DOOR WIDTH

DOOR HEIGHT

PLEASE FILL IN ALL BLANK DIMENSIONS TO ENABLE US TO ENGINEER YOUR ORDER

PLEASE SPECIFY HAND

RIGHT  LEFT (SHOWN)



G.A.L. MANUFACTURING CORP.  
 50 E. 153rd STREET BRONX, N.Y. 10451  
 TEL. 718 292 9000 FAX 718 292 2034

EXISTING HATCH CONDITIONS SINGLE SPEED DOOR  
 - FIELD SURVEY FORM -

DATE 11-4-97

DOC. No.

6241

REV

A

3/05